



Global Experience

Housing Application Guide

Northeastern University London

For London Scholars and Semester In Students

Table of contents

| | |
|---|----|
| Timeline & important deadlines | 2 |
| Residence halls & room types | 3 |
| Chapter Aldgate | 3 |
| Chapter Spitalfields | 3 |
| Scape Shoreditch | 4 |
| Housing application process | 5 |
| Overview: application stages | 5 |
| Step 1: Create your StarRez account | 5 |
| Step 2: Using StarRez before room selection | 7 |
| Step 3: Lottery-based room selection | 13 |
| Step 4: Pre-move-in tasks | 14 |
| Frequently asked questions (FAQs) | 16 |

Timeline & important deadlines

Stay on top of the key dates to ensure a smooth housing application process. Missing deadlines could limit your housing options — so be sure to mark your calendars with the important dates below.

May

- **May 5:** NU London Housing details email sent to students
- **May 18:** StarRez account creation opens
 - Use StarRez to create or join a roommate group
 - Submit a reasonable adjustment request, if applicable
- **May 29:** Deadline to submit reasonable adjustment requests

June

- **June 5:** Room allocation offers sent to students with approved reasonable adjustments for housing
- **June 10:** Deadline for students with approved reasonable adjustments to decline their offers
- **June 12:** Lottery slots emailed to all students
- **June 15:** Room selection opens for all students (lottery-based)

July

- **July 3:** Final deadline to select housing
 - Students who have not completed room selection will be assigned by staff
- **July 20:** Pre-move-in tasks open on StarRez
 - Complete ResLife induction modules and quiz
 - Review and sign your housing licence
 - Submit your room change/swap request, if applicable
- **July 31:** Deadline to submit your room change/swaps requests

August

- **August 3:** Confirmation of any room change/swap requests

Residence halls & room types

This year, we're excited to partner with three residence halls near Northeastern University London's campus. During the 2026-2027 academic year, students will reside in Chapter Aldgate, Chapter Spitalfields and Scape Shoreditch.

All our residence halls offer a range of room types to fit your preferences, including:

- shared apartments: private bedroom, shared bathroom and kitchen.
- ensuite rooms: private bedroom, private bathroom, and shared kitchen.
- studios: private bedroom, private bathroom, private kitchen.

So, whether you're looking for a private space or hoping to share with roommates, there's something for everyone. Regardless of the room type selected; all students have a private bedroom.

Global Experience students (London Scholars and Semester In) are required to live in university-assigned accommodations arranged through the Northeastern University London housing team. Students (and their families) must not make independent housing arrangements, including booking directly with partner residence halls or other providers.

Please note that any independently made reservations will be cancelled, and the university is not responsible for any financial losses—this may include forfeited deposits or other payments already made.

Chapter Aldgate

Positioned close to Aldgate Underground station, Chapter Aldgate offers easy access to various universities and colleges, complemented by excellent transport connections across the city. It provides premium student living, ensuring residents can focus on their studies and fully enjoy their time in London. Experience the vibrant student lifestyle in trendy east London at Chapter Aldgate student accommodation.

Room types: studio, 4-bedroom ensuite

Address: 1-2 Education Square, London, E1 1FA

Amenities: free superfast Wi-Fi, a 24-hour onsite team, nighttime security team, onsite gym, onsite laundry, social spaces, courtyard, and cinema

Chapter Spitalfields

Situated a mere minute's walk from Liverpool Street Underground station, Chapter Spitalfields student accommodation boasts a 32nd-floor bar offering panoramic views of London. Being close to landmarks such as the historic Spitalfields Market, the renowned Tower of London, and the vibrant Brick Lane area gives students the opportunity to experience London's distinctive culture firsthand.

Room types: studio, 2 & 4-bedroom apartment, 4-to-6-bedroom ensuite

Address: 9 Frying Pan Alley, London, E1 7HS

Amenities: free superfast Wi-Fi, a 24-hour onsite gym, nighttime security team, onsite team, onsite laundry, library, karaoke room, cinema room, and games area

Scape Shoreditch

Scape Shoreditch student accommodation is conveniently situated just a 3-minute walk from Old Street Underground station. Discover spacious studios, with large recently refurbished communal spaces for studying, socialising and relaxing in with friends.

Room types: studio

Address: 45 Brunswick Pl, London, N1 6DX

Amenities: 24/7 gym, cinema room, spacious communal area, study zones, laundry room, games area and a roof terrace

Important considerations

Semester In: Semester In students may only select from two room types: 2-bedroom apartments or Bronze studio rooms, located at Chapter Spitalfields.

Students under 18: If you will be under the age of 18 as of 7 September 2026, you will be required to live at either Chapter Aldgate or Chapter Spitalfields. If you're interested in a shared living arrangement, this would need to be a shared ensuite with other students who are also under 18 as of 7 September 2026.

During room selection, only the options available to you will be displayed in the portal, so you don't need to worry about filtering through unsuitable rooms.

Housing application process

All student housing applications are completed through **StarRez**, Northeastern University London's official housing portal. Completing *every stage* of the process gives you the best chance of securing your preferred **residence hall** and **room type**.

Room assignments are made through a **randomised lottery system** within StarRez and are always subject to availability.

Overview: application stages

The housing process takes place in four key stages:

1. **Create your StarRez account**
2. **Use StarRez:** roommate groups and reasonable adjustments for housing (if applicable)
3. **Room selection:** each student will be assigned a time slot via a randomised StarRez lottery
4. **Pre-move-in tasks:** residence life induction and housing licence

Students who do not complete all required stages will be **assigned a room by the NU London Housing Team** once the room selection window closes.

Step 1: Create your StarRez account

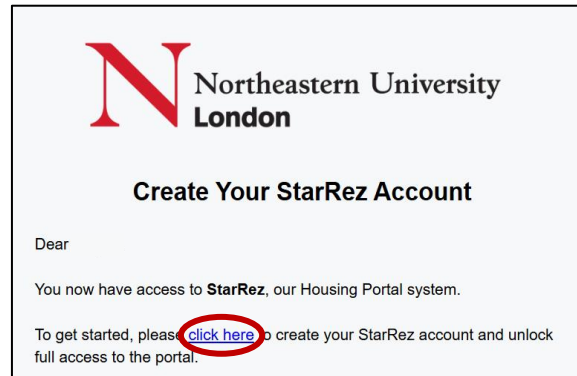
StarRez is the central platform for all housing-related activities, including roommate matching, room selection, induction modules, and housing licence signing.

When you can create an account

- NU London Housing will first upload eligible students into the StarRez system.
- Once this is complete, you will receive an email inviting you to create your account.
- **You cannot create a StarRez account before receiving this email.**

How to create your account

1. Open the email titled **"Welcome to StarRez!"** and click the link provided, or visit the NU London housing portal directly.



2. Select **“Create Your StarRez Account.”**



3. Use your **Northeastern University email address** as your username.
4. Follow the instructions to set your password.
5. Log in to access your housing application.

Important: After creating your account, always use **“Login.”** Selecting **“Create Your StarRez Account”** again will result in an error message.

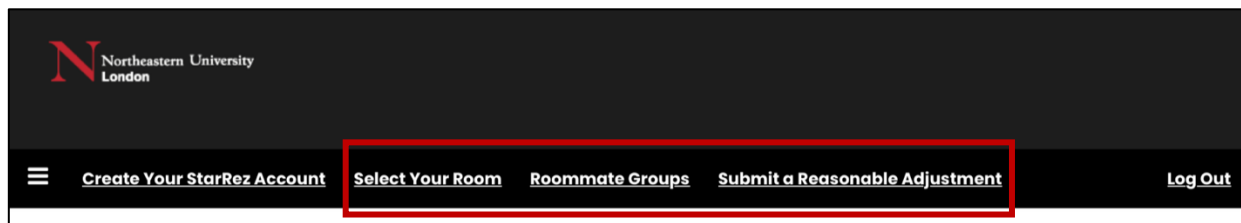
If no account match is found, your details may not yet have been imported or the email address entered may be incorrect.

What you can do in StarRez

Once logged in, you will be able to:

- Complete **roommate profile** questions
- **Send a message** to other students on the portal
- Create or join a **roommate group**
- Submit **reasonable adjustment for housing** requests (if applicable)
- **Select a room** during your assigned **lottery time slot**
- Complete required **induction modules**
- Sign your **housing licence**

Step 2: Using StarRez before room selection



Roommate profiles and groups

Roommate profiles (via the roommate groups tab)

Students planning to live in **studio rooms** do not need to participate in roommate grouping. Students interested in **shared apartments** or **shared ensembles** must take part in the roommate group process.

StarRez offers a **roommate profile** tool to help you identify compatible roommates.

How roommate profiles work

- You will complete a short profile covering:
 - Living habits
 - Sleep schedules
 - Cleanliness expectations
 - Social preferences
- Responses can be edited at any time by clicking back onto the “roommate profile” page.

Roommate Compatibility Questions

Any dietary restrictions?

No restrictions ▾

(Please Select)

No restrictions

Kosher

Vegetarian/Vegan

Halal

Celiac and/or Allergies

Handling conflict/disagreement:

Avoid confrontation ▾

How often do you cook?

Most days ▾

Why complete a roommate profile?

- Participation in roommate profiles is **optional but strongly encouraged**, especially if you do not already have roommates in mind. StarRez generates compatibility indicators based on your answers, so completing your profile increases your chances of finding compatible roommates and helps set clear expectations for shared living. You can search, filter, and message other students directly in the system based on their answers.

Roommate groups

Once you've completed your **roommate profile**, you're ready to **create or join a roommate group** - an exciting step toward finding your future roommates.

Creating or joining a group

- If you **create a roommate group**, you will automatically become the **group leader**.
- If you **join an existing group**, you will be a **group member**.

To avoid confusion, please note that **roommate groups can only be formed with students in the same classification** (for example, London Scholars, u18 London Scholars, or Semester In).

Forming a group with friends

If you already have a group of students who want to live together:

1. **One student only** should create the roommate group and set a password.
2. The **group leader** can then share the group details and password with the rest of the group.
3. Other students can select **“join roommate group”** and submit a request to join.

Roommate Group Join

Group Name:

Password:

[Go Back](#) [Join Group](#)

Don't have a group yet? No problem!

If you don't have roommates in mind, you still have a couple of options:

- Use the **randomised roommate group search**, or
- Explore **suggested roommates**, based on profile compatibility. You can view their answers to the roommate profile questions by clicking “view profile.”

Suggested Roommates

[Manage Group](#)

[Join Roommate Group](#)
[Search For Roommate Group](#)
[Search for Roommates by Profiles](#)

Jordyn Galway (Group Leader)
 Age: 18
 Programme: London Scholars
 Gender: Female
 About Me:



75% Match

[Join Roommate Group](#)

[Send Message](#)

[View Profile](#)

Roommate Group Search

Desired Group Size

to

Select this option to include groups of unlimited size.

Group Name

Member Name

Coffee Club
Group Leader: Jordyn Galway
Total Members: 1/2
Members: Jordyn Galway

[Join Roommate Group](#)

You can **message other students through StarRez** (not email) to start a conversation or request to join a group directly. Even if your compatibility score is high, we strongly recommend chatting first—this helps ensure everyone shares the same expectations about their living environment and lifestyle.

Shared living eligibility rules

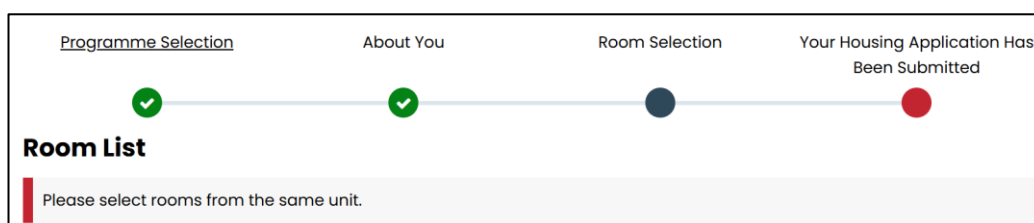
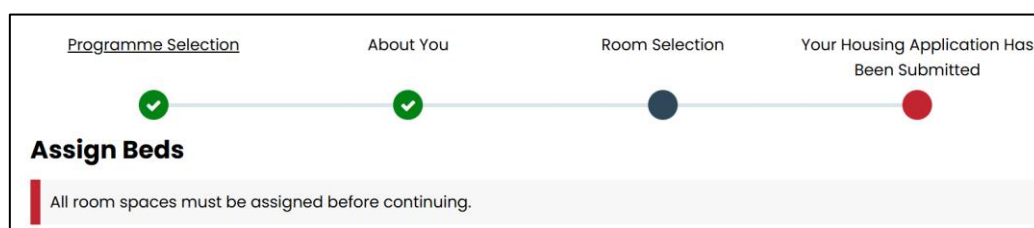
Before forming or joining a roommate group, please review the rules below carefully.

Gender requirements

- **Shared apartments (2 and 4-bedroom):** same-gender only
- **Shared ensuites (4 to 6-bedroom):** co-ed (all genders permitted)
- **Mixed-gender groups:** may select **ensuites only**
- **Same-gender groups:** may select **apartments or ensuites**

Group size requirements

- You must select a shared unit that matches the **exact number of group members:**
 - Groups of **2** → 2-bedroom apartment
 - Groups of **4** → 4-bedroom apartment or 4-bedroom ensuite
 - Groups of **5** → 5-bedroom ensuite
 - Groups of **6** → 6-bedroom ensuite
- Groups **cannot** split across multiple shared units (e.g. a group of 4 cannot book two separate 2-bedroom apartments).
- Smaller groups **cannot** join a larger shared unit (e.g., a group of 5 cannot book a 6-bedroom ensuite).
- If these conditions are not met, system error messages will appear.



Capacity and availability

- There are **more studio rooms** than shared apartments or ensuites.
- Historically, demand for shared living exceeds availability.
- If you log in during shared living selection and see no available rooms, this means **all shared units have been booked**. No rooms are being held back by the Housing Team.
 - All shared living rooms are released simultaneously within StarRez.

If shared units are fully booked, affected students will need to leave their group and select a studio during their own time slot.

Because availability is limited, students are strongly encouraged to **plan backup options**.

Roommate group roles and responsibilities

All roommate group members share the same responsibilities. The **group leader** is simply the student who created the group name and password; otherwise, all members may:

- Approve or decline join requests
- Merge roommate groups
- Leave the group at any time

For room selection, the student with the **earliest lottery time slot** should select a room on behalf of the group. By joining a roommate group, students **authorise other group members to make housing selections on their behalf**.

Students are responsible for confirming their roommate group membership **before room selection week**. Roommate additions or removals cannot be made after the room selection process is completed.

If your preferred unit type is unavailable

If your preferred unit type is no longer available, you may:

- Leave your group and select an available studio on your own.
- Reorganise groups by forming smaller groups or merging with a larger group, depending on availability.

In short: if your preferred unit is unavailable, adjusting your roommate group may be necessary to proceed with housing selection.

Roommate Groups

Group: Coffee Club

[Leave This Roommate Group](#)

[Join Roommate Group](#)
[Search For Roommate Group](#)
[Suggest Roommates](#)

Reasonable adjustments

Northeastern University London is committed to providing an inclusive and accessible residential experience. Students with disabilities, medical conditions, or other qualifying circumstances may be eligible for reasonable adjustments – also known as accommodations or support services – designed to support their individual needs.

How to request a reasonable adjustment

To be considered for a reasonable adjustment, students must complete **all** the following steps:

- Submit a reasonable adjustment request through **StarRez**
- Register with **Disability Access Services (DAS)**
- Provide appropriate supporting documentation, which may include:
 - Medical or GP letters
 - Educational psychologist assessments
 - Psychiatric or specialist reports

Incomplete requests or missing documentation may delay review or approval.

Types of reasonable adjustments for housing

Reasonable adjustments are reviewed on a **case-by-case basis** and may include, but are not limited to:

1. Proximity to campus
2. Ground-floor or accessible rooms
3. Studio rooms to support a controlled living environment
4. Dietary-related needs that qualify as a disability (e.g., Celiac disease)

All accommodations are subject to availability.

Room assignment for approved reasonable adjustments

Students with approved reasonable adjustments will be assigned a room that meets their approved needs by the Housing Team. Once an offer is made, students will be given a **designated period of time** to review and either accept or decline the assignment.

If the offer is declined, the student will then participate in the **general room selection lottery**. Please note that in this case:

- A room that meets the approved accommodation needs is **not guaranteed**
- The originally offered room cannot be held or reassigned

Important notes

- Students approved for accommodations will be placed in housing that aligns with their approved adjustments.
- Students seeking a **studio for non-medical reasons** should not form a roommate group and should plan to select a studio independently during their assigned time slot.

Step 3: Lottery-based room selection

All housing rooms are assigned through a **randomised StarRez lottery process**. Each student will receive a designated time slot to log in and select from the rooms that remain available at that time. Time slots are 45 minutes long, with approximately 20 students assigned to each session.

Time slots will take place between June 15–19. Students who have approved reasonable adjustments for housing will not be scheduled for a selection time unless they choose to decline the room that has been offered to them.

Please note that you will not be able to access the room selection system before your assigned time. Access will open at the start of your time slot and remain available afterward; however, if you log in after your assigned window, you will no longer have priority access and room availability may be more limited.

Selecting your room

During your time slot, you (or your roommate) will:

- Select the **residence hall, room type, and room number(s)**
- Use filters to narrow options

Add Room to Cart

Room Types

2 Bedroom Apartment

4 Bedroom Apartment

4 Bedroom Ensuite

5 Bedroom Ensuite

6 Bedroom Ensuite

Studio


Residence Halls

Chapter Aldgate

Chapter Spitalfields

Scape Shoreditch


Staying between 31/08/2026 and 26/04/2027 for Term: London Scholars



Room Type: Studio
Room Number: Chapter Aldgate 1.3.7
Gender Configuration: CoEd

[Show Room Info](#)


Add To Cart



Room Type: Studio
Room Number: Chapter Aldgate 1.3.8
Gender Configuration: CoEd

[Show Room Info](#)

Add To Cart



Room Type: Studio
Room Number: Chapter Aldgate 1.3.9
Gender Configuration: CoEd

[Show Room Info](#)

Add To Cart

- Add rooms to your cart and confirm your selection

Reminder: students participating in a roommate group must comply with the [shared living eligibility rules](#) in order to complete room selection successfully. Failure to meet these requirements may prevent your group from selecting a room for a successful selection.

Once your room selection is confirmed, the booking is **final** and cannot be modified or changed.

If you log in during room selection and do not see a specific room or unit type, this indicates that all available rooms of that type have already been booked. Please note that **no rooms are being held back or reserved** by the Housing Team; all available inventory is released at the start of selection.

Key reminders and best practices

- Participating in roommate matching does **not** guarantee that you will be placed together.
- Shared living spaces are limited; **studio rooms are used as the primary alternative** when shared units are unavailable.
- Flexibility throughout the selection process is essential.
- Roommates should discuss preferences and backup plans **in advance** of room selection.
- The designated room selector should ensure they have **reliable internet access** during their lottery time slot.

Step 4: Pre-move-in tasks

Completed via StarRez in **July**:

- Online ResLife induction modules and quiz
- Signing your housing licence

- [Room Change/Swap Opportunity](#), if applicable – want to make a change? You'll have the opportunity to request a room change or swap before move-in day. Here's how it works:
 - **Room swap:** If you've already found another student who has agreed to swap rooms with you, simply have both parties complete the request form and we'll take care of the rest.
 - **Room change:** If you'd like to move to a different room but don't have a swap partner in mind, we'll review all change requests and do our best to facilitate a match — for example, if another student has requested a move that aligns with your preferences. Please note that any matches are subject to availability and will be confirmed by 3 August.

All tasks must be completed **before arrival in London**.

Frequently asked questions (FAQs)

Can I look to stay in alternative accommodation?

No. The London Scholars and Semester In programs are residential experiences, so students are required to live in university-sponsored and managed housing during the program. These live-in opportunities will be structured, and there will be live-in staff available 24/7 through various modes to ensure that students are supported in their personal and professional journeys.

Is a meal plan included?

No, NU London does not offer a meal plan. When in London, residential buildings will have a kitchen (mini fridge and stovetop) in each student apartment. It is expected that students provide funding and cook their own meals. This is typical for UK college experience.

Are there any additional fees and/or deposits required to secure housing?

No. For London Scholars, housing costs are included in the program fee — students will not be required to pay any additional fees or deposits to secure housing before or during the program. For Semester In students, housing fees will be added directly to your student account by the Semester In program. Please note that if any damage or cleanliness issues are identified during a check-out inspection, students may be charged after the program concludes. Additionally, students are not able to pay Northeastern and/or NU London to guarantee a specific room type or building.

What is included in my room?

Upon arrival, all London Scholar and Semester In students will find a kitchen and bedding pack in their room. Ensuites and shared apartments are provided with a kitchen packs scaled to match the number of occupants:

- bedding pack – duvet with cover, fitted sheet, pillows, and pillowcases.
- kitchen pack – pot, pan, mug, plates, bowl, cutlery, and essential utensils.

Please note: towels, hangers, and additional personal items are not included and must be purchased separately.

How can I tour the residence halls?

Students and their families are welcome to tour the residence halls, but advanced booking is required. All tours can be booked with the housing provider directly using the information provided below. However, please note that the residence halls are occupied all year round and specific rooms and/or room types may not always be viewable on tours. Please mention that you are enquiring about Northeastern University London student rooms when booking.

- Chapter Aldgate: 11:00am – 4:00pm (7 days a week) - Call +44 (0) 20 3675 9192
- Chapter Spitalfields: 11:00am – 4:00pm (Monday to Friday) - Call +44 (0)20 3675 9210
- Scape Shoreditch: 11:00am – 4:00pm (Monday to Friday) - Book on their [website](#)